



SKEMA 6

ADVANCED OPPORTUNITIES

CASTELLINI.COM

SKEMA 6

ADVANCED OPPORTUNITIES



BU Medical Equipment
Sede Legale Ed Amministrativa

Headquarters

CEFLA s.c. - Via Selice Provinciale, 23/a

40026 Imola (BO) - Italy

Tel. +39 0542 653111

Fax +39 0542 653344

Stabilimento
Plant

CEFLA s.c. - Via Bilocca, 14/C

40026 Imola (BO) - Italy

Tel. +39 0542 653441

Fax +39 0542 653601

Due to our policy of constant technological upgrading, the technical specifications may be subject to change without prior notice.
According to the relevant regulations, in the extra-EU areas some products and/or characteristics might have different availability and specifications. Please contact your local supplier.

CASTELLINI.COM

03/2021 CSK6GB191S00



THE MOST ADVANCED CLINICAL FEATURES EMBEDDED

Skema 6 allows dentists to address any clinical need, even specialist disciplines, knowing that they can rely on cutting-edge technologies and exceptional ease of use. Designed for the most versatile and demanding dentists, Skema 6 features a wide range of configurations that provide maximum operating comfort.
Technology and performance for professional evolution.



PERFECT POSITIONING FOR ANY STYLE



The model Skema 6 CP is the primary solution for dentists who prefer instruments with hanging tubes. The new design and mobility of the module, together with the flexible ergonomics of the assistant's unit, make this model adaptable and useful in every situation. **Ergonomics and design in one single solution.**

FREEDOM OF MOVEMENT

The Cart version offers improved freedom of movement with its slender and essential design, which ensures optimum operational comfort in any environment.
Compact design and performance anywhere.



TECHNOLOGICAL CHOICE

In addition to its user-friendly interface, Skema 6 features a practical and elegant control panel. While both versions feature a 7" capacitive multi-touch display, dentists are free to select either the Clinic model or the Multimedia model, which provides additional multimedia features. The technologically advanced control panel provides greater customisation freedom as for programmes, instruments and data displayed.




CLINIC CONTROL PANEL

The Clinic version, fitted as standard on Skema 6, enables viewing of data regarding conservative procedures, endodontics and implantology. The control panel records the parameters of the instruments, is equipped with a large database of endodontic burs, controls the patient chair, and manages every inbuilt system easily and effectively. The control panel is water and shock resistant and can provide a 90° turn on the over-the-patient module when the landscape layout is required.

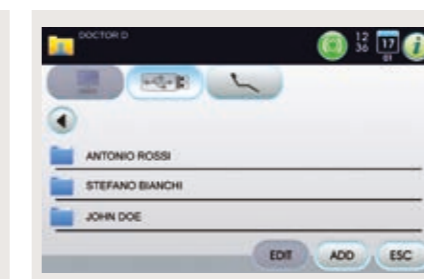
MULTIMEDIA CONTROL PANEL

The optional Multimedia version is compatible with multimedia content and features a USB port. It allows for the management of the operating parameters of any specialist dentistry application, while the dentist can customise every single setting and use the flash drive to save it on a USB stick. The Multimedia control panel is designed to display images and videos. Thanks to its high resolution, the generous size of the display and the possibility to satisfactorily watch the images from every angle, the Multimedia control panel is a practical and advanced interface.



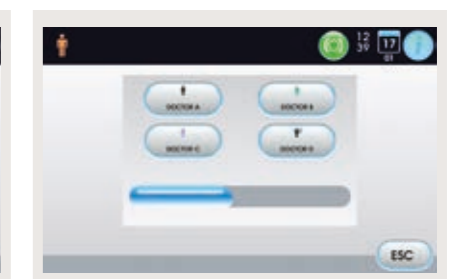
CUSTOMISABLE INTERFACE

Through the display, doctors can select the essential elements and set the colour of the upholstery. Hence, they can focus on their own preferences, ignoring the icons that they consider unnecessary.



MULTIMEDIA CONTENT

Maximum flexibility to view and browse through the images and other multimedia content stored locally or on a USB flash drive.



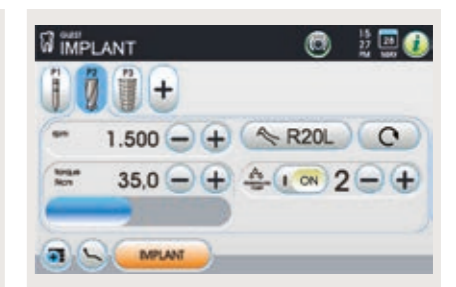
MULTIPLE PROFILES

It is possible to store up to 4 operator profiles, also by saving them on a USB flash drive. External consultants can upload their profile every time they work on the dental unit.

A SUITE DESIGNED FOR IMPLANTOLOGY



Skema 6 provides the dentist with a series of devices and software useful to perform any implant surgery. Only a fully integrated implantology system allows the doctor to optimise the time spent on the chair and focus solely on the operation and the patient. Skema 6 - specifically designed for implantology - is equipped with a powerful induction micromotor, a peristaltic pump and a cutting-edge control panel that makes it possible to quickly customise and store the speed, torque and irrigation rate parameters.



PERISTALTIC PUMP

Integrated into the doctor's module, it can be easily controlled from the control panel. The device irrigates the operating field with a sterile saline solution for optimum asepsis.

OPERATING PARAMETERS

The display shows only the information relevant to the clinical needs of the moment: all working parameters can be modified with ease at the touch of a finger, thereby leaving the dentist free to focus solely on the operation and the patient.

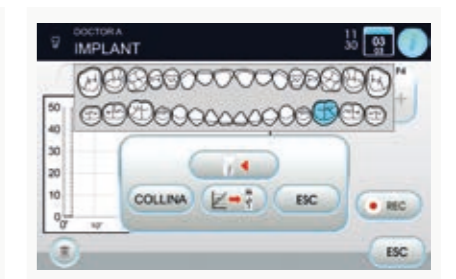


GOLDSPEED EVO R20-L CONTRA-ANGLE

Specific for surgery. Autoclavable and thermoisinfectable, it can be disassembled for thorough cleaning. With internal cooling, external spray and LED with integrated generator.

IMPLANTOR LED MICROMOTOR

Noiseless and ultra-light, the Implantor LED micromotor is vibration-free and characterised by extremely high torque. With suitable contra-angles, it can deliver up to 70Ncm.



TORQUE CURVES

The dentist can use the integrated function to record torque curves during treatment. Documentation will also be produced in an exportable form after the treatment session to keep track of the torque delivered and the tightening torque of the implant. It is possible

(where an integrated camera is present) to view the curve also on the unit's built-in monitor for an even clearer view during therapy; also an asset during academic and training activities.

ENDODONTICS WITHIN FINGERTIP REACH

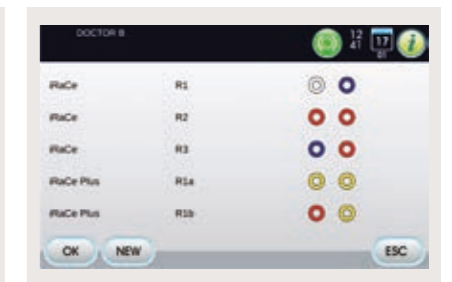


Skema 6 is equipped with a comprehensive set of instruments, software and features that support endodontics and all the operations related to it. The dentist has access to an extensive database of burs, a specific contra-angle and can manage with precision the operating parameters required to deliver the treatment. The perfect control on the specialist features and the 360° integration of the endodontic system ensure excellent workflow and the positive outcome of the treatment.



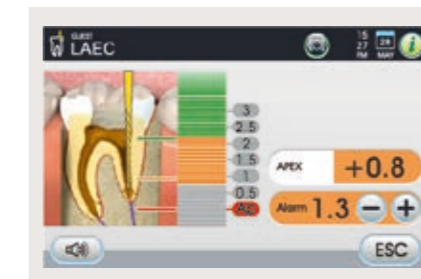
RECIPROCATING MODE

Together with the EVO E4 contra-angle, the control mode with alternating rotation allows for the use of RECIPROC®, RECIPROC BLUE® and WAVEONE GOLD® files. The endodontic file identification trademarks are not owned by Cefla or any of its associated companies.



DATABASE

For all traditional endodontic procedures, the control panel is able to automatically set optimum parameters thanks to the inbuilt database of the most common endodontic files.



LAEC - INTEGRATED APEX LOCATOR

The device helps the doctor locate the root apex through an audible and visual signal. Combined with the EVO E4 contra-angle, it also integrates the APEX-STOP function which automatically interrupts file rotation upon reaching a set safety threshold.



EVO E4 CONTRA-ANGLE

Suitable for any type of endodontic treatment, the device is designed to be compatible with Castellini reciprocating mode and with the APEX-STOP function of Castellini apex locator.

EXCELLENT INSTRUMENTS

In its 80 years of history, Castellini has developed and improved a set of instruments that can answer any dentistry need. Its handpieces, scalers, syringes and curing lights are characterised by an ease of handling that allows the dentist to operate with precision and safety. Built in compliance with the highest standards, they are designed for conservative dentistry, implant surgery and endodontics.



PIEZOLIGHT 6

Available with fibre optic for LED lighting, the versatile and multifunctional ultrasound handpieces are suitable for prophylaxis, endodontics and periodontal procedures.

- Perfectly linear and controlled ultrasonic vibrations - free from parasitic lateral vibrations - with constantly self-regulated frequency according to load and tip conditions.
- Extensive power adjustment range.
- Self-regulating power based on the workload to prevent heating of handpiece and treated tissues.
- Coolant delivery adjustable from zero to max flow rate.
- Completely autoclavable.



SURGISON 2

Specifically designed for oral surgery, implantology and osteotomy, it is available with a wide range of accessories for any treatment requirements. Interchangeable with Piezolith 6 and compatible with Piezosteril 6, prior replacement of the tube, the Surgison 2 handpiece is always automatically detected and driven by the dental unit. Completely autoclavable, it provides optional irrigation with sterile fluids for optimum asepsis of the operating field.



T-LED

The curing light can be used as a direct version or 120° angled version. With a high-power LED up to a maximum of 2,200mW/cm² and a 430 to 490nm emission band, the T-LED lamp offers 6 pre-set programmes and a sterilisable optical guide.



SYRINGE

Featuring a streamlined and easy-to-handle design, the syringe provides six functions. The handle and tip are autoclavable.



SILENT POWER TURBINES AND GOLDSPEED CONTRA-ANGLES

Castellini offers a complete set of turbines and contra-angles suitable for any field of dentistry.

OPERATING COMFORT STARTS FROM THE DESIGN

With Skema 6, Castellini improves ergonomics and pays the utmost attention to the medical staff operating around the dental unit. Every element is engineered to combine a slender design with a compact working unit. This results in a larger working area in the dental practice, improved functional performance of every element, a leaner workflow, and ergonomic solutions specifically designed for dental assistants.



LIGHT AND COMPACT

- The dentist's module with over-the-patient delivery is light and easy to move.
- Vertical positioning that can be activated and deactivated by lightly touching the capacitive sensor.
 - Increased tubing extension capacity.
 - Pivoting tray holder with small footprint that can easily be reached.
 - Self-balanced instruments to minimise dentist wrist fatigue.
 - Optional end-of-stroke lock system for enhanced freedom of movement.



LEVERS WITH SIDEFLEX TECHNOLOGY

Thanks to the articulated joint of the levers featuring the exclusive SideFlex technology, the instruments are light and easy on recall. The tilting joint enables lateral movements without exercising traction on the operator's wrist. The levers can be completely disassembled and their balancing and traction during position recalls can be adjusted. The levers with SideFlex technology are available as an option.



ERGONOMICS IN MOVEMENT

Designed for dentists who prefer hanging tubes, this compact and easy-to-handle module provides a wide range of comfortable positions around the operating zone. It is equipped with a 7" capacitive multi-touch display and a practical handle that makes horizontal movements easier.



DENTIST'S MODULE

Instruments are easier to grasp thanks to their position and the different inclination of the central instruments with respect to those placed on the sides. The housings are designed to facilitate the instrument re-positioning and guarantee maximum stability. The sixth instrument can be integrated on the side of the module. The dentist can choose between intraoral camera and curing light, but the application is not available if the Zen-X X-ray sensor is installed.

The transthoracic tray holder features a wide supporting surface that does not interfere with the patient. It can be positioned and moved horizontally.



OPTICAL SENSOR

Cup filling is completely automated thanks to an optical sensor, thereby giving more autonomy to the patient. Together with the new motor-driven cuspidor bowl, it makes rinsing extremely fast.



ASSISTANT'S MODULE

The assistant's module, fitted on a vertically-adjustable double arm, adapts to any working method and is available with 4 or 5 housings. In addition to syringe and suction cannulae, it is also possible to add a camera and a curing light or a dynamic instrument. The position-adjustable tray holder is available as an option.



CUSTOMISABLE CHAIR


Centre-stage in the operatory is a chair with a wide range of customisation possibilities, from the colour and type of padding to the headrest. In addition, it features a range of foot controls available in the wired or wireless version. Designed to address any dentist's requirement, this chair ensures maximum comfort to any type of patient.



COMFORT AT HAND

The design of the seat and the backrest increases the patient chair comfort. The backrest features a highly resistant structure with soft padding and a robust and easy-to-clean upholstery. The chair movements are designed to avoid uncomfortable compressions in the lumbar area.

The surgical padding reduces the pressure points on the patient's body, favouring blood microcirculation and ensuring greater comfort.



STYLE IN ERGONOMICS

The shape of the backrest facilitates access to the operating zone both for frontal view and indirect vision. Available as an optional feature, the padded upholstery will suit patients of any build ensuring proper anatomical support and maximum comfort at all times.



PNEUMATIC HEADREST

The exclusive pneumatic release orbital headrest, which pivots on three axes and allows for a quick and precise assisted positioning, is available as an option. The button on the lower side of the headrest activates the movement.



FOOTREST

The adjustable footrest allows for an easy and accurate disinfection.



LATERAL SLIDE FOOT CONTROL

This device lets dentists control Chip Air and Chip Water functions on the instrument in use, invert micromotor rotation (when extracted), control patient chair movement and switch on the operating light. Cabled and wireless versions available.



PRESSURE-OPERATED FOOT CONTROL

For those who prefer a pressure-operated version, this foot control provides the same functions as the lateral slide foot control. Both devices also provide, in surgery mode, peristaltic pump activation and programme changeover controls. Cabled and wireless versions available.



POWER PEDAL FOOT CONTROL

The third foot control includes all the functions of the previous models and is characterised by two additional elements to recall two more saved working positions. Cabled and wireless versions available.

INTEGRATED DIAGNOSTICS

The main advantage provided by the inbuilt X-ray unit is that it makes diagnostics faster by showing and sharing the information with the patient in real time. The inbuilt system consists of X-ray unit with high-frequency generator and wireless remote control, and HD digital sensor, IP67 certified.



RXDC WITH EXTEND TECHNOLOGY

Thanks to an extensive internal collimation and an extremely small focal spot, the X-ray unit provides high-quality images to quickly make a correct and accurate diagnosis.

The integrated Zen-X sensor, available in two sizes, is housed in the dentist's module, thereby making the acquisition of intraoral X-ray images faster. In a matter of seconds, the reprocessed image is displayed on the monitor and, if the Multimedia version is installed, also on the control panel of the dentist's module.



COMMUNICATE WITH STYLE

The ability to talk with the patient using cutting-edge instruments and technology inspires confidence, makes the relationship with the patient easier, and shows the results of the treatment more effectively. Castellini's multimedia system consists of an inbuilt camera with HD sensor and extensive depth of field, as well as a 22" monitor certified by the EEC Medical Devices Directive.



INTEGRATED HD CAMERA

The integrated camera features a streamlined design for a better use inside the oral cavity, and an ergonomic handle. HD-quality images ensure perfect rendering and maximum investigation accuracy.

- Optical system with 7 glass lenses and 16:9 format sensor.
- Partially retroflexed 90° viewing angle.
- Depth of field from 5 to 70mm.
- Freeze-frame activation through the touch-sensitive key.

The easy-to-attach and remove Macro Cap accessory magnifies up to 100x to deliver detailed and extremely sharp images.



22" LED MONITOR

The 22" LED monitor with 16:9 format, Medical Device 93/42 certified, ensures a perfect view of the images, as well as an easy and comfortable interaction thanks to its ergonomic design and to the special IPS panel that provides a wide viewing angle. The images are managed by the new Full Touch Multimedia control panel that allows for the adjustment of the image contrast levels, colours, rotation and zooming. The monitor can be integrated into the dental unit either with a single arm or a double-jointed arm for a greater involvement of the patient and a more comfortable use.

CONNECTED CLINIC

Designed to provide connection to the Internet through Easy Check, Castellini's dental unit features a range of optional cutting-edge digital services. With the aim of improving the effectiveness of the clinic, each dental unit connected can benefit from a real-time diagnostic service and remote technical support.



DASHBOARD

Through a simple dashboard, the dentist can monitor the dental unit activity in all its functions and analyse the effectiveness of the dental practice. In large dental practices, this is a useful tool to manage significant workloads and plan maintenance activities.

VIRTUAL ASSISTANT

Di.V.A. (Digital Virtual Assistant) is the virtual assistant which optimises the workflow of your advanced dental practice. In addition to being viewable on PC, Di.V.A. can be easily consulted on smartphones and tablets.

TAILORED LIGHTING

The possibility to adjust light intensity and colour temperature is essential to operate in perfect lighting conditions at any time. With the new Venus LED MCT lamp the settings are tailored according to the circumstances. The lamp rotates on three axes to ensure perfect lighting and avoid any shadow area in the operating field.



EXCEPTIONAL BRIGHTNESS

The new Venus LED MCT lamp rotates on three axes to ensure perfect lighting of the operating field in any practice and position. Featuring exceptional brightness, it makes it possible to set specific values depending on the clinical needs.

The No Touch sensor can switch on, off and adjust the luminous intensity up to 50,000 Lux. The hermetically sealed front protective screen is easy to clean, and the handles can be removed and sterilised in autoclave.

TEMPERATURE ADJUSTMENT

The innovative system makes it possible to illuminate with the right light every clinical discipline, with 3 different temperature values: warm, neutral and cool light.

CRI VALUE

Absolute colour fidelity thanks to a colour rendering that on a 0 to 100 measuring scale stands above 95.

COMPOSITE MODE

The quick and easy activation of the Composite mode prevents the pre-curing of composite materials.



WARM, NEUTRAL AND COOL COLOUR

All the temperature variations, from warm to neutral or cool and vice versa, can be easily activated and always ensure a perfect view of the operating field according to the treatment being performed.

COMPOSITE MODE

This feature changes the light wavelength to prevent the pre-curing of composite materials while ensuring optimum lighting of the operating field.

ADVANCED AND CERTIFIED SYSTEMS

Since its inception, Castellini has committed to developing cutting-edge devices to guarantee aseptic conditions on the dental unit. Thanks to the close cooperation with the Department for Public Health and Infectious Diseases of the Sapienza University of Rome and the Department for Public Health and Paediatrics of the University of Turin, the hygiene systems available on Skema 6 were improved. The results are automatic and easy-to-manage devices and effective defence to provide patients and colleagues with a clinical environment that is safe all the time.



M.W.B.

Reliable and efficient, the M.W.B. system, used in conjunction with Peroxy Ag+, acts against all water-borne contaminants, including Legionella. Tests carried out on a dental unit over a 3-month observation period showed that a regular use of M.W.B. and daily execution of an intensive disinfection cycle with the Autosteril system, ensure outstanding water hygiene quality, with bacterial loads kept at zero.



AUTOSTERIL

Skema 6 can be equipped with Autosteril, the high-standard automatic disinfection system, for all the spray water circuits. During the cycle, the instruments are stored in an inbuilt receiving area.

Used together with Peroxy Ag+, the Autosteril system ensures a mycobactericide, bactericide and anti-Legionella action, certified by the Sapienza University of Rome. The analysis performed proved that the disinfection provided is sufficient to "eradicate all tested microbes from the piping of the dental unit, even with higher contamination levels."

Autosteril helps hygienisation at the end of a day's session and allows for short cycles to be carried out in the following steps:

- circuit draining with compressed air;
- addition of 3% H₂O₂ to the spray water circuits;
- hold time allowed for liquid to work to intensive disinfection results;
- liquid draining with compressed air;
- water flushing [either from mains or distilled].



TIME FLUSHING

To drain stagnant fluid inside the piping after use, the Time Flushing feature carries out a complete water exchange with a timed flow of the supply fluid.



S.S.S. BOTTLE

The stand-alone supply system is equipped with a 1.8 litre capacity pressurised tank, easily accessible from outside to facilitate filling or replacement.



THE MOST EFFECTIVE HYGIENE SYSTEM



S.H.D.

The flushing and hygienisation of the suction system with water and a special liquid take approximately 2 minutes: ideal as a cleaning procedure between patients.

Thanks to specific details in the design of every component of Skema 6, patients and medical staff are constantly protected against any risk of contamination. Only an approach that considers comprehensively all the external components of the dental unit and the working environment can correctly deal with the hygiene issue. This is what we do at Castellini.



DETACHABLE INSTRUMENT TUBING

Removable and easily disinfected, the tubes make cleaning and replacement operations easier and faster.



REMOVABLE DENTIST'S MODULE HANDLE

It can be easily removed for maximum hygiene.



REMOVABLE LAMP HANDLES

They can be easily removed and cleaned in autoclave.



REMOVABLE LEVERS

When the optional SideFlex feature is enabled, the levers can be easily removed for improved hygienisation.



CUSPIDOR BOWL

The cup-and-bowl-fill unit can be easily removed and sterilised in autoclave. The cuspidor bowl is also removable and autoclavable.



REMOVABLE CANNULA GUIDES

The cannula guides on the assistant's module can be removed to easily disinfect and clean the housings.

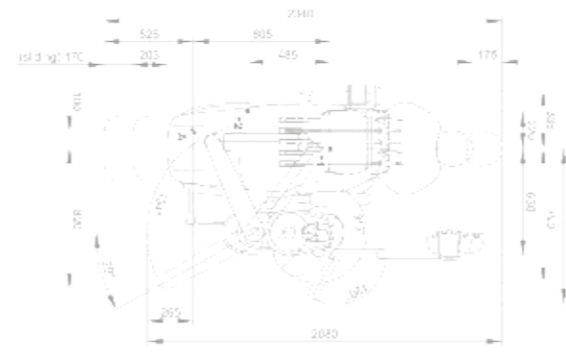
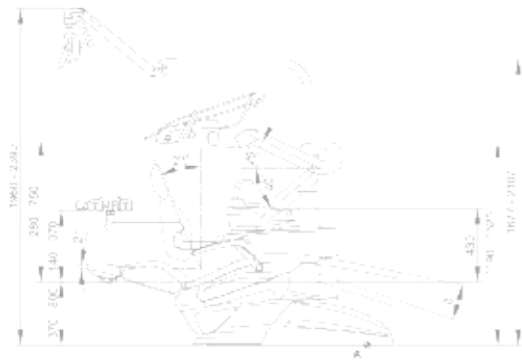


FILTERS + UNIT COVER

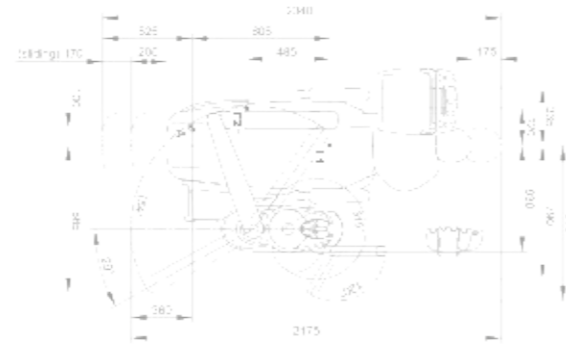
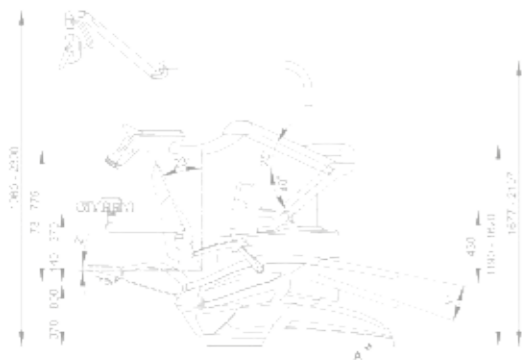
Smartly protected by a cover, the filters can be easily removed to facilitate draining and cleaning operations.

TECHNICAL SPECIFICATIONS

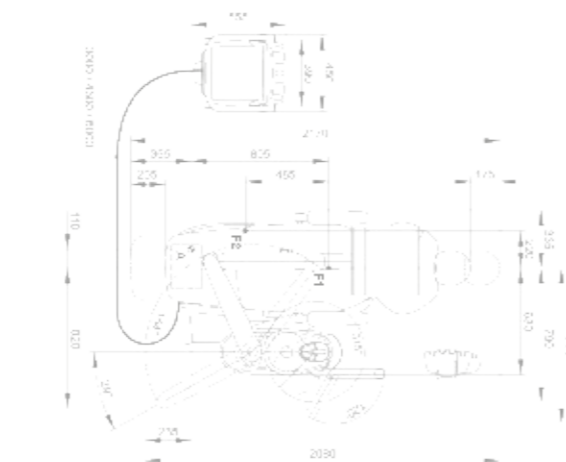
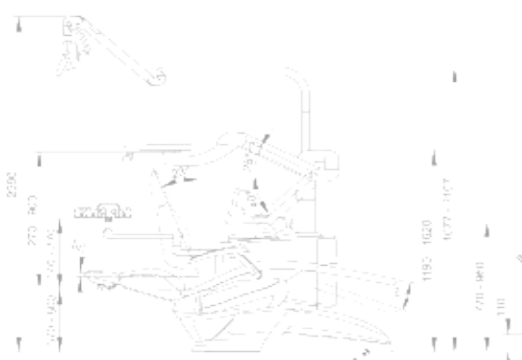
SKEMA 6



SKEMA 6 CP



SKEMA 6 CART



The measures in the drawings are in millimetres.



COLOUR RANGE

- 102 Atlantic blue
- 113 Pacific blue
- 106 Mediterranean blue
- 136 Indian blue
- 101 Caribbean green
- 123 Polynesian green
- 103 Nevada yellow
- 115 Scottish salmon
- 132 Blueberry violet
- 134 Japanese wisteria
- 135 Venetian red
- 130 Graphite black
- 121 Anthracite grey
- 137 Bright silver

SURGICAL PADDING

- 198 Atlantic blue
- 183 Pacific blue
- 196 Mediterranean blue
- 186 Indian blue
- 197 Caribbean green
- 193 Polynesian green
- 182 Nevada yellow
- 195 Scottish salmon
- 192 Blueberry violet
- 184 Japanese wisteria
- 194 Venetian red
- 180 Graphite black
- 199 Anthracite grey
- 187 Bright silver



SKEMA 6	OVER THE PATIENT	HANGING TUBES	CART
HYGIENE SYSTEMS			
Separate supply system	●	●	●
Autosteril A (Automatic) for disinfection of the water circuit	○	○	○
Multi Water Bio controller - MWB. (EN 1717-compliant water infeed unit with continuous disinfection system)	○	○	○
Time Flushing (quick wash cycle of the water circuit)	○	○	○
Suction Hoses Disinfection (Wash and disinfection of suction system)	○	○	○
DENTIST'S MODULE			
Instrument lever system with SideFlex technology	○	-	-
Turbine kit complete with Silent Power Evo 4L fibre optics, quick coupling handpiece	●	●	●
Turbine kit complete with Silent Power Evo Miniature fibre optics, quick coupling handpiece	○	○	○
Induction Micromotor Implantor LED fibre optics kit (100 - 40,000 rpm - 5.3Ncm)	●	●	●
Peristaltic pump kit with saline solution irrigation set	○	○	○
"Torque curves" implantology function	○	○	○
Piezosteril 6 scaler kit complete with 4 tips	○	○	○
Piezolight 6 scaler kit with fibre optics with 4 tips	○	○	○
Surgison 2 surgical ultrasonic kit	○	○	○
LAEC (Integrated Apex Locator)	○	○	○
Module for Implantor LED motor Reciprocating Mode	○	○	○
T-LED curing light kit	○	○	○
Instrument lever stop kit	○	○	○
6-way stainless steel syringe kit	●	●	●
6th instrument kit (curing light or camera handpiece)	○	○	○
Integrated X-ray sensor	○	○	○
ASSISTANT'S MODULE			
T-LED curing light kit	○	○	○
3-way stainless steel syringe kit	○	○	○
6-way stainless steel syringe kit	○	○	○
Removable and disinfected suction tubes	●	●	●
Removable and autoclavable suction cannulae	●	●	●
Assistant's module with 4 housings and capacitive keypad mounted on self-balancing arm	●	●	●
Assistant's module with 5 housings and capacitive keypad mounted on self-balancing arm	○	○	○
Tray holder on assistant's module	○	○	○
OPERATING LIGHT			
Venus LED MCT lamp	●	●	●
UNIT BODY			
Swivel and removable motor-driven cuspidor bowl	●	●	●
Cup filling sensor	●	●	●
Water-to-cup heater	○	○	○
Instrument spray heater	○	○	○
Cannulae independent selection	●	●	●
Air/water supply quick couplings for external devices	○	○	○
Multimedia cables and PC connections	●	●	●
Tray holder in place of bowl	○	○	○
PATIENT CHAIR			
Pneumatic release headrest with 3-axis movement	○	○	○
Double-jointed headrest with 2-axis movement	●	●	●
Lateral slide foot control complete with joystick	●	●	●
Lateral slide foot control complete with joystick - wireless	○	○	○
Pressure-operated foot control with Joystick and spray on/off kit	○	○	○
Pressure-operated foot control with Joystick and spray on/off kit - wireless	○	○	○
Foot control, Power Pedal type	○	○	○
Foot control, Power Pedal type - wireless	○	○	○
Left armrest	○	○	○
Right armrest	○	○	○

● = supplied as standard ○ = optional - = not available